



**GM**

GENERAC  
MOBILE  
PRODUCTS  
50Hz POWER  
GENERATORS

GENERAL CATALOGUE

# GENERAC FACTORY



## A LEADING ITALIAN COMPANY SINCE 1997



Since 1997, we have dedicated ourselves to the production of mobile lighting towers. This focus has allowed us to develop innovative products with high performance, versatility and reliability. In 2013 Tower Light was acquired by Generac Power Systems, Inc., the leading American manufacturer of commercial, industrial and portable power generators. This acquisition allowed Tower Light to take a new step forward the development of new innovative products, as well as to increase the available product range. On March 2015 Tower Light Srl has changed its name into Generac Mobile Products srl. We are a company with ISO 9001 certification and we have established ourselves as the dominant player in the European market, with a worldwide presence and a continuous growth throughout the years.

## R&D



Thanks to our efficient, fast and reliable Research and Development Team, Generac Mobile Products since its birth in 1997 has put many milestones on its path. Our research and development department has been developing innovative and unique solutions in the market, up from its origins, like the vertical telescopic mast, LED lamps and hybrid engine configurations. R&D skills and twenty years of experience allowed Generac Mobile Products to launch on the market new products like: power generators, diesel-driven pumps, dust control units, mobile surveillance systems and closed water loop washing bays. R&D staff is 100% focused on increasing the quality of our products and constantly develop new customer-oriented solutions.

## SPARE PARTS



Customers are always at the center of every daily action made in Generac. The management of spare parts are a great strength point of our organization. Our factory warehouses will meet any request with a real time shipments through express courier. Our spare parts inventory covers every single machine ever manufactured; the service is rapid, efficient and complete and over 90% of orders received are carried out within 48 hours, thanks to a dedicated staff operating with a series of brand-new automated spare parts storage systems. Spare parts service is also supported by authorized workshops of the manufacturers of the engines used on our power generators. They are able to take action quickly and replace damaged engine components with original parts.

## SERVICE



Ensuring a good and quick after-sales service is our first objective here in Generac Mobile Products. As part of our business philosophy we believe that if a product is not followed by an adequate after-sales service, then it does not even make sense for this product to exist. Generac Mobile Products is constantly focused on developing a network of local service centers across the world able to fix any problem with the best professional approach. As well as being able to support our customers via e-mail or by phone, our Service department is available for technical courses anywhere in the world. At the end of the training, attendees always receive a training-certificate stating that the customer is appointed as an authorized Generac Mobile Products workshop in the country of origin.

# POWER GENERATORS: FAMILIES



Page: 5 to 14

## GMS - STANDARD LINE

GMS Series is the Generac Mobile Products line of Standard power generators, **NOT Stage IIIA emissioned**. Ideal solution for telecommunication sites and residential areas where backup energy is often necessary, as well as for temporary job sites in remote areas without electricity available.

Power range available from 21 to 700 kVA (LPT)



Page: 15 to 24

## GMN - EURO LINE

GMN Series is the Generac Mobile Products line of power generators equipped with **Stage IIIA emissioned** engines and in conformity with the most recent European regulations about gas emissions and the directive 2000/14/EC related to environmental noise emissions.

Power range available from 19 to 550 kVA (LPT)



Page: 25 to 34

## GMR - RENTAL LINE

GMR Series is the Generac Mobile Products line of power generators specifically designed for rental purpose. Top versatility, high efficiency and structural resistance: these generators are ideal for a wide range of applications where temporary power supply is needed with ease of use, low noise emissions and easy access for maintenance.

Power range available from 19 to 275 kVA (LPT)



Page: 35 to 39

## GMP - PORTABLE LINE

GMP Series is the Generac Mobile Products line of Portable power generators, a range of petrol and diesel generating sets. A simple design for a professional equipment with best reliability and high performances, specifically designed for intensive operations where performance power is demanded by professional users over an extended period of time without complications.

Power range available from 5 to 11 kVA (LPT)



**GMS Series** is the Generac Mobile Products line of **Standard power generators**, the ideal solution for telecommunication sites and residential areas where backup energy is often necessary, but also on temporary job sites in remote areas without electricity available.

**GMS**

STANDARD LINE

# GMS SERIES

**GMS Series** is the Generac Mobile Products line of Standard power generators, the ideal solution for telecommunication sites and residential areas where backup energy is often necessary, but also on temporary job sites in remote areas without electricity available. **GMS Series** is also suitable for many other applications, especially when low noise emission, high running time and versatility is required.

**GMS Series** cover a powering range from 22 to 705 kVA, for a total of twenty models available with high performance features and wide range of options.



# GMS EXPLODED DRAWING



- 1) Emergency stop button
- 2) Control panel viewing window
- 3) Control panel
- 4) Generator electrical protections
- 5) Compartment for the optional socket kits
- 6) Reinforced central lifting eye
- 7) Perkins or Volvo engine
- 8) Mecc Alte alternator
- 9) Plastic bag for documents
- 10) Silent proof panels
- 11) Lockable doors

# DIGITAL CONTROL PANEL (ACP)

Every GMS model is equipped by default with a digital control panel.

Standard features: automatic control board (ACP), key switch ON/OFF, emergency stop button, acoustic alarm, circuit breaker, terminal connections for LTS, RS232 communication port.

## CONTROL PANEL MAIN FEATURES:

### Majors measures available:

- Generating set (voltage, current, frequency)
- Generating Set Power (kVA, kW, kVA<sub>r</sub>, Cosφ)
- Main voltage
- Hours-counter
- Battery voltage
- Engine speed (rpm)
- Fuel level (%)
- Engine temperature
- Oil Pressure

### Protections:

- Low fuel level
- Low oil pressure
- High engine temp
- Battery charger failure
- Earth fault
- Circuit Breaker Protection (III poles)
- Under/over voltage
- Under/over frequency
- Reverse power



### CONTROL BOARD

The automatic control board allows the manual start of the generator and to operate automatically in emergency to the public network. The automatic control board, in addition to the total management of the generator and switching network / group (LTS), it is designed for the full control and management of the generator remotely through a special PC interface executable by cable or by GSM modem.

### Command and others:

- Four operation modes:
  - OFF
  - Manual starting
  - Automatic starting
  - Automatic test
- Push-buttons:
  - start/stop
  - fault reset
  - up/down/page/enter selection
- Emergency stop button
- Circuit breaker
- Acoustic alarm
- Push-button for forcing Main contactor or generator contactor

### Output:

- Terminal connections for LTS
- RS232 communication port
- RSS - Remote Start/ Stop Contacts (only on models from 205V to 705V)





## ETB

### Electric Transfer Board

ETS is a power section consisting in four heavy duty copper bars. This bus bar has a cable passage opening from the bottom for easy power cable connection.



## KPR

### Premium Kit

This premium kit upgrades the generator with a leak proof tray, a leak detection sensor and a manual lube oil drain pump.



## PHS

### Pre-Heating System

Pre-Heating System is a system for cold environments maintaining the engine at a temperature and ensuring a quick start-up when required, especially for stand-by applications.



## LTS

### Load Transfer Switch

Load Transfer Switch allows load transferring operations from Mains to generator and vice-versa. Up to 140A equipped with contactors and from 160A equipped with motorized changeover switch.



## EFT

### Extended Fuel Tank

A large metal fuel tank integrated in a bigger base frame allowing longer generator autonomy, at least till 48h at 75% PRP. Provided with pull bars and drainage facility.



## KRT

### Kit Rental

A kit rental including a fuel filter with water separator, a 3-way fuel valve, a battery switch and a earth rod.



## GSB

### Galvanized steel base

A galvanized steel base to increase resistance to wear by the elements.



## LPT

### Liquid Containment Tank

A second tank able to contain the fuel leaking from the fuel tank if broken. Its capacity is 110% of the fuel tank.

# GMS - Electric Socket Kit

Several versions of Electrical Socket Kits are available, which adapt flexibly to various powers available. Each kit consists of various combinations of sockets. For the correct combination you can see the tables below.

(A) GMS22P  
1x400V/32A  
(3P+N+T CE)



1 X (A) or (B)

(B) GMS30P-45P  
1x400V/63A  
(3P+N+T CE)

## SST

Standard Socket Kit is installed by default on generators **from 22 to 50 kVA**. Socket is IP67, equipped with thermal magnetic protection three phase socket with differential protection in class A.



1x400V/63A  
(3P+N+T)



1x400V/32A  
(3P+N+T)



3x230V/16A  
(2P+T)

## SKE

Socket kit E allows to meet customer needs with a kit of **5 output** power sockets. All socket is IP67, equipped with thermal magnetic protection three phase sockets with differential protection in class A.

Available for generators from 32kVA to 220kVA (LTE)



1x400V/125A  
(3P+N+T)



1x400V/63A  
(3P+N+T)



1x400V/32A  
(3P+N+T)



1x230V/16A  
Schuko

## SKC

Socket kit C allows to meet customer needs with a kit of **4 output** power sockets. All three phases sockets has common differential protection and each single phase sockets has its own differential protection in class A.

Available for generators from 275kVA to 702kVA (LTE)

The kit C is not available with MPP control panel



1x400V/63A  
(3P+N+T)



1x400V/16A  
(3P+N+T)



1x400V/32A  
(3P+N+T)



1x230V/16A  
(2P+T)



1x230V/16A  
Schuko

## SKB2

Socket kit B2 allows to meet customer needs with a kit of **5 output** power sockets. All three phases sockets has common differential protection and each single phase sockets has its own differential protection in class A.

Available for generators from 32kVA to 220kVA (LTE)

The kit B2 is not available with MPP control panel



1x400V/63A  
(3P+N+T)



1x400V/16A  
(3P+N+T)



1x400V/32A  
(3P+N+T)



1x230V/16A  
Schuko

## SKB3

Socket kit B3 allows to meet customer needs with a kit of **4 output** power sockets. All sockets are IP67, each sockets are equipped with thermal magnetic protection, three phases sockets has common differential protection and each single phase sockets has its own differential protection. All the differential protections are class A.

Available for generators from 275kVA to 702kVA (LTE)

The kit B3 is not available with MPP control panel

		GMS-22P	GMS-30P	GMS-45P	GMS-65P	GMS-80P
<b>POWER SUPPLY</b>		3PHASE 400/230V	3PHASE 400/230V	3PHASE 400/230V	3PHASE 400/230V	3PHASE 400/230V
STAND BY POWER LTP	kVA	21.50	32.50	48.00	66.93	83.00
	kW	17.20	26.00	38.40	53.54	66.40
PRIME POWER PRP	kVA	20.10	30.50	45.64	60.73	78.00
	kW	16.08	24.40	36.51	48.58	62.40
<b>POWER SPECIFICATIONS</b>						
VOLTAGE	Volt	400	400	400	400	400
FREQUENCY	Hz	50	50	50	50	50
POWER FACTOR	cos Φ	0.8	0.8	0.8	0.8	0.8
<b>ENGINE</b>						
BRAND		Perkins	Perkins	Perkins	Perkins	Perkins
MODEL		404D-22G	1103A-33G	1103A-33TG1	1103A-33TG2	1104A-44TG2
FUEL		Diesel	Diesel	Diesel	Diesel	Diesel
DISPLACEMENT	cc	2216	3300	3300	3300	4400
SPEED	rpm	1500	1500	1500	1500	1500
CYLINDER		4 in line	3 in line	3 in line	3 in line	4 in line
COOLING SYSTEM		Water	Water	Water	Water	Water
STARTING SYSTEM		Electric	Electric	Electric	Electric	Electric
ELECTRIC CIRCUIT	Volt	12	12	12	12	12
ASPIRATION		Natural	Natural	Turbocharged	Turbocharged	Turbocharged
SPEED GOVERNOR		Mechanical	Mechanical	Mechanical	Mechanical	Mechanical
EMISSION STAGE COMPLIANCE EU		Stage IIIA	Non Emission Certified	Non Emission Certified	Non Emission Certified	Non Emission Certified
STAND BY POWER LTP	kW	20.6	31	46.5	60.5	80.7
PRIME POWER PRP	kW	18.7	28.2	42.2	55	73.4
<b>ALTERNATOR</b>						
BRAND		Mecc Alte	Mecc Alte	Mecc Alte	Mecc Alte	Mecc Alte
TYPE		Brushless	Brushless	Brushless	Brushless	Brushless
POLES		4	4	4	4	4
VOLTAGE REGULATION SYSTEM		Electronic	Electronic	Electronic	Electronic	Electronic
ALTERNATOR PROTECTION	IP	23	23	23	21	23
<b>CONSUMPTION</b>						
FUEL CONSUMPTION at 75% of load	L/h	3.98	5.41	8.23	10.42	13.50
FUEL CONSUMPTION at 100% of load	L/h	5.28	7.10	10.70	13.90	17.97
<b>NOISE EMISSION</b>						
NOISE PRESSURE LEVEL at 7 mt	db(A)	58	64	66	67	67
GUARANTEED SOUND POWER LEVEL	LWA db(A)	87	93	95	96	96
<b>DIMENSION AND WEIGHT</b>						
LENGTH	mm	1800	2000	2000	2285	2285
WIDTH	mm	850	920	920	920	920
HEIGHT	mm	1260	1310	1310	1465	1465
WEIGHT (DRY)	kg	715	877	945	1085	1141
FUEL TANK MATERIAL		Plastic	Plastic	Plastic	Plastic	Plastic
FUEL TANK CAPACITY	L	68	68	68	209	209
RUNNING TIME at 75% of load	h	17.09	12.57	8.26	20.06	15.48
Automatic Control Panel	ACP	✓	✓	✓	✓	✓
Electric Transfer Board	ETB	■	■	■	■	■
Socket Standard	SST	✓	✓	✓	⊙	⊙
Socket Kit Base	SKB2	⊙	■	■	■	■
Socket Kit Base	SKB3	⊙	⊙	⊙	⊙	⊙
Socket Kit Base	SKE	⊙	■	■	■	■
Socket Kit Base	SKC	⊙	⊙	⊙	⊙	⊙
Load Transfer Switch	LTS	●	●	●	●	●
Kit Premium including: Liquid Containment Tank (@110%) + Leak Detection Sensor + Manual Lube Drain pump	KPR	■	■	■	■	■
Liquid Containment Tank (@110%)	LPT	⊙	⊙	⊙	⊙	⊙
Kit Rental including: Fuel Filter with Water Separator + 3-way Fuel Valve + Battery Switch + Earth Rod	KRT	■	■	■	■	■
Pre-Heating System	PHS	■	■	■	■	■
Galvanized Steel Base	GSB	●	●	●	●	●
Extended Fuel Tank	EFT	■	■	■	■	■

✓ Standard (cannot be removed from basic machine); ■ Accessory (ONLY available on Ex-factory installation); ● Option (both available installed on Ex-factory and/or as Retrofit kit); ⊙ Not available

		GMS-110P	GMS-150P	GMS-165P	GMS-200P	GMS-220P
<b>POWER SUPPLY</b>		3PHASE 400/230V	3PHASE 400/230V	3PHASE 400/230V	3PHASE 400/230V	3PHASE 400/230V
STAND BY POWER LTP	kVA	114.67	148.00	164.00	203.01	220.00
	kW	91.74	118.40	131.20	162.41	176.00
PRIME POWER PRP	kVA	103.84	137.84	152.62	182.73	201.51
	kW	83.07	110.27	122.10	146.18	161.21
<b>POWER SPECIFICATIONS</b>						
VOLTAGE	Volt	400	400	400	400	400
FREQUENCY	Hz	50	50	50	50	50
POWER FACTOR	cos $\Phi$	0.8	0.8	0.8	0.8	0.8
<b>ENGINE</b>						
BRAND		Perkins	Perkins	Perkins	Perkins	Perkins
MODEL		1104C-44TAG2	1106A-70TG1	1106A-70TAG2	1106A-70TAG3	1106A-70TAG4
FUEL		Diesel	Diesel	Diesel	Diesel	Diesel
DISPLACEMENT	cc	4410	7000	7000	7000	7000
SPEED	rpm	1500	1500	1500	1500	1500
CYLINDER		4 in line	6 in line	6 in line	6 in line	6 in line
COOLING SYSTEM		Water	Water	Water	Water	Water
STARTING SYSTEM		Electric	Electric	Electric	Electric	Electric
ELECTRIC CIRCUIT	Volt	12	12	12	12	12
ASPIRATION		Turbocharged	Turbocharged	Turbocharged	Turbocharged	Turbocharged
SPEED GOVERNOR		Electronic	Mechanical	Mechanical	Mechanical	Electronic
EMISSION STAGE COMPLIANCE EU		Stage II	Non Emission Certified	Non Emission Certified	Non Emission Certified	Non Emission Certified
STAND BY POWER LTP	kW	103	136.9	149.1	180.2	196.3
PRIME POWER PRP	kW	93.6	123.7	136	162.7	178.9
<b>ALTERNATOR</b>						
BRAND		Mecc Alte	Mecc Alte	Mecc Alte	Mecc Alte	Mecc Alte
TYPE		Brushless	Brushless	Brushless	Brushless	Brushless
POLES		4	4	4	4	4
VOLTAGE REGULATION SYSTEM		Electronic	Electronic	Electronic	Electronic	Electronic
ALTERNATOR PROTECTION	IP	23	23	23	21	21
<b>CONSUMPTION</b>						
FUEL CONSUMPTION at 75% of load	L/h	18.02	22.72	24.47	30.90	34.59
FUEL CONSUMPTION at 100% of load	L/h	22.60	29.89	32.92	40.09	45.37
<b>NOISE EMISSION</b>						
NOISE PRESSURE LEVEL at 7 mt	db(A)	67	68	68	68	68
GUARANTEED SOUND POWER LEVEL	LWA db(A)	96	97	97	97	97
<b>DIMENSION AND WEIGHT</b>						
LENGTH	mm	2400	3000	3400	3400	3400
WIDTH	mm	1000	1150	1250	1250	1250
HEIGHT	mm	1530	1760	1770	1770	1770
WEIGHT (DRY)	kg	1400	2080	2038	2088	2138
FUEL TANK MATERIAL		Plastic	Plastic	Plastic	Plastic	Plastic
FUEL TANK CAPACITY	L	209	350	350	350	350
RUNNING TIME at 75% of load	h	11.60	15.40	14.30	11.33	10.12
Automatic Control Panel	ACP	✓	✓	✓	✓	✓
Electric Transfer Board	ETB	■	■	■	■	■
Socket Standard	SST	⊘	⊘	⊘	⊘	⊘
Socket Kit Base	SKB2	■	■	■	■	■
Socket Kit Base	SKB3	⊘	⊘	⊘	⊘	⊘
Socket Kit Base	SKE	■	■	■	■	■
Socket Kit Base	SKC	⊘	⊘	⊘	⊘	⊘
Load Transfer Switch	LTS	●	●	●	●	●
Kit Premium including: Liquid Containment Tank (@110%) + Leak Detection Sensor + Manual Lube Drain pump	KPR	■	■	■	■	■
Liquid Containment Tank (@110%)	LPT	⊘	⊘	⊘	⊘	⊘
Kit Rental including: Fuel Filter with Water Separator + 3-way Fuel Valve + Battery Switch + Earth Rod	KRT	■	■	■	■	■
Pre-Heating System	PHS	■	■	■	■	■
Galvanized Steel Base	GSB	●	●	●	●	●
Extended Fuel Tank	EFT	■	■	■	■	■

✓ Standard (cannot be removed from basic machine); ■ Accessory (ONLY available on Ex-factory installation); ● Option (both available installed on Ex-factory and/or as Retrofit kit); ⊘ Not available

		GMS-275V	GMS-330V	GMS-370V	GMS-415V	GMS-460V
<b>POWER SUPPLY</b>		3PHASE 400/230V	3PHASE 400/230V	3PHASE 400/230V	3PHASE 400/230V	3PHASE 400/230V
STAND BY POWER LTP	kVA	275.00	330.00	370.00	416.07	455.62
	kW	220.00	264.00	296.00	332.86	364.50
PRIME POWER PRP	kVA	251.48	315.00	354.13	379.84	414.62
	kW	201.18	252.00	283.30	303.87	331.70
<b>POWER SPECIFICATIONS</b>						
VOLTAGE	Volt	400	400	400	400	400
FREQUENCY	Hz	50	50	50	50	50
POWER FACTOR	cos Φ	0.8	0.8	0.8	0.8	0.8
<b>ENGINE</b>						
BRAND		Volvo	Volvo	Volvo	Volvo	Volvo
MODEL		TAD734GE	TAD1342GE	TAD1342GE	TAD1343GE	TAD1344GE
FUEL		Diesel	Diesel	Diesel	Diesel	Diesel
DISPLACEMENT	cc	7150	12780	12780	12780	12780
SPEED	rpm	1500	1500	1500	1500	1500
CYLINDER		6 in line	6 in line	6 in line	6 in line	6 in line
COOLING SYSTEM		Water	Water	Water	Water	Water
STARTING SYSTEM		Electric	Electric	Electric	Electric	Electric
ELECTRIC CIRCUIT	Volt	24	24	24	24	24
ASPIRATION		Turbocharged intercooled	Turbocharged intercooled	Turbocharged intercooled	Turbocharged intercooled	Turbocharged intercooled
SPEED GOVERNOR		Electronic	Electronic	Electronic	Electronic	Electronic
EMISSION STAGE COMPLIANCE EU		Stage II	Stage II	Stage II	Stage II	Stage II
STAND BY POWER LTP	kW	250	343	343	366	399
PRIME POWER PRP	kW	227	313	313	335	364
<b>ALTERNATOR</b>						
BRAND		Mecc Alte	Mecc Alte	Mecc Alte	Mecc Alte	Mecc Alte
TYPE		Brushless	Brushless	Brushless	Brushless	Brushless
POLES		4	4	4	4	4
VOLTAGE REGULATION SYSTEM		Electronic	Electronic	Electronic	Electronic	Electronic
ALTERNATOR PROTECTION	IP	21	21	21	21	21
<b>CONSUMPTION</b>						
FUEL CONSUMPTION at 75% of load	L/h	44.60	48.49	54.40	58.12	64.41
FUEL CONSUMPTION at 100% of load	L/h	55.13	63.43	71.17	76.57	84.07
<b>NOISE EMISSION</b>						
NOISE PRESSURE LEVEL at 7 mt	db(A)	68	68	68	68	69
GUARANTEED SOUND POWER LEVEL	LWA db(A)	97	97	97	97	98
<b>DIMENSION AND WEIGHT</b>						
LENGTH	mm	3951	3951	3951	3951	3951
WIDTH	mm	1438	1438	1438	1438	1438
HEIGHT	mm	2085	2085	2085	2085	2085
WEIGHT (DRY)	kg	2990	3671	3671	3671	3671
FUEL TANK MATERIAL		Plastic	Plastic	Plastic	Plastic	Plastic
FUEL TANK CAPACITY	L	636	636	636	636	636
RUNNING TIME at 75% of load	h	14.26	13.12	11.69	10.94	9.87
Automatic Control Panel	ACP	✓	✓	✓	✓	✓
Electric Transfer Board	ETB	✓	✓	✓	✓	✓
Socket Standard	SST	⊘	⊘	⊘	⊘	⊘
Socket Kit Base	SKB2	⊘	⊘	⊘	⊘	⊘
Socket Kit Base	SKB3	■	■	■	■	■
Socket Kit Base	SKE	⊘	⊘	⊘	⊘	⊘
Socket Kit Base	SKC	■	■	■	■	■
Load Transfer Switch	LTS	●	●	●	●	●
Kit Premium including: Liquid Containment Tank (@110%) + Leak Detection Sensor + Manual Lube Drain pump	KPR	⊘	⊘	⊘	⊘	⊘
Liquid Containment Tank (@110%)	LPT	■	■	■	■	■
Kit Rental including: Fuel Filter with Water Separator + 3-way Fuel Valve + Battery Switch + Earth Rod	KRT	■	■	■	■	■
Pre-Heating System	PHS	■	■	■	■	■
Galvanized Steel Base	GSB	●	●	●	●	●
Extended Fuel Tank	EFT	■	■	■	■	■

✓ Standard (cannot be removed from basic machine); ■ Accessory (ONLY available on Ex-factory installation); ● Option (both available installed on Ex-factory and/or as Retrofit kit); ⊘ Not available

		GMS-510V	GMS-560V	GMS-600V	GMS-650V	GMS-705V
<b>POWER SUPPLY</b>		3PHASE 400/230V	3PHASE 400/230V	3PHASE 400/230V	3PHASE 400/230V	3PHASE 400/230V
STAND BY POWER LTP	kVA	505.89	546.00	601.00	653.03	702.53
	kW	404.71	436.80	480.80	522.42	562.02
PRIME POWER PRP	kVA	455.42	504.71	567.00	592.91	631.81
	kW	364.34	403.77	453.60	474.33	505.45
<b>POWER SPECIFICATIONS</b>						
VOLTAGE	Volt	400	400	400	400	400
FREQUENCY	Hz	50	50	50	50	50
POWER FACTOR	cos Φ	0.8	0.8	0.8	0.8	0.8
<b>ENGINE</b>						
BRAND		Volvo	Volvo	Volvo	Volvo	Volvo
MODEL		TAD1345GE	TAD1641GE	TAD1642GE	TAD1642GE	TWD1643GE
FUEL		Diesel	Diesel	Diesel	Diesel	Diesel
DISPLACEMENT	cc	12780	16120	16120	16120	16120
SPEED	rpm	1500	1500	1500	1500	1500
CYLINDER		6 in line	6 in line	6 in line	6 in line	6 in line
COOLING SYSTEM		Water	Water	Water	Water	Water
STARTING SYSTEM		Electric	Electric	Electric	Electric	Electric
ELECTRIC CIRCUIT	Volt	24	24	24	24	24
ASPIRATION		Turbocharged intercooled	Turbocharged intercooled	Turbocharged intercooled	Turbocharged intercooled	Turbocharged intercooled
SPEED GOVERNOR		Electronic	Electronic	Electronic	Electronic	Electronic
EMISSION STAGE COMPLIANCE EU		Stage II	Stage II	Stage II	Stage II	Stage II
STAND BY POWER LTP	kW	441	484	565	565	613
PRIME POWER PRP	kW	398	441	514	514	553
<b>ALTERNATOR</b>						
BRAND		Mecc Alte	Mecc Alte	Mecc Alte	Mecc Alte	Mecc Alte
TYPE		Brushless	Brushless	Brushless	Brushless	Brushless
POLES		4	4	4	4	4
VOLTAGE REGULATION SYSTEM		Electronic	Electronic	Electronic	Electronic	Electronic
ALTERNATOR PROTECTION	IP	21	21	21	21	21
<b>CONSUMPTION</b>						
FUEL CONSUMPTION at 75% of load	L/h	70.38	77.58	86.04	89.85	97.37
FUEL CONSUMPTION at 100% of load	L/h	92.87	104.47	116.10	121.16	131.01
<b>NOISE EMISSION</b>						
NOISE PRESSURE LEVEL at 7 mt	db(A)	69	75	75	75	75
GUARANTEED SOUND POWER LEVEL	LWA db(A)	98	105	105	105	105
<b>DIMENSION AND WEIGHT</b>						
LENGTH	mm	3951	4400	4400	4400	4700
WIDTH	mm	1438	1560	1560	1560	1757
HEIGHT	mm	2085	2250	2250	2250	2510
WEIGHT (DRY)	kg	4100	4495	4888	4945	5490
FUEL TANK MATERIAL		Plastic	Plastic	Plastic	Plastic	Plastic
FUEL TANK CAPACITY	L	636	636	636	636	636
RUNNING TIME at 75% of load	h	9.04	8.20	7.39	7.08	6.53
Automatic Control Panel	ACP	✓	✓	✓	✓	✓
Electric Transfer Board	ETB	✓	✓	✓	✓	✓
Socket Standard	SST	⊘	⊘	⊘	⊘	⊘
Socket Kit Base	SKB2	⊘	⊘	⊘	⊘	⊘
Socket Kit Base	SKB3	■	■	■	■	■
Socket Kit Base	SKE	⊘	⊘	⊘	⊘	⊘
Socket Kit Base	SKC	■	■	■	■	■
Load Transfer Switch	LTS	●	●	●	●	●
Kit Premium including: Liquid Containment Tank (@110%) + Leak Detection Sensor + Manual Lube Drain pump	KPR	⊘	⊘	⊘	⊘	⊘
Liquid Containment Tank (@110%)	LPT	■	■	■	■	■
Kit Rental including: Fuel Filter with Water Separator + 3-way Fuel Valve + Battery Switch + Earth Rod	KRT	■	■	■	■	■
Pre-Heating System	PHS	■	■	■	■	■
Galvanized Steel Base	GSB	●	⊘	⊘	⊘	⊘
Extended Fuel Tank	EFT	■	■	■	■	■

✓ Standard (cannot be removed from basic machine); ■ Accessory (ONLY available on Ex-factory installation); ● Option (both available installed on Ex-factory and/or as Retrofit kit); ⊘ Not available



**GMN Series** is the Generac Mobile Products line of power generators equipped with **Stage 3 engines** and in conformity with the most recent European regulations about gas emissions and the directive 2000/14/EC related to environmental noise emissions.

**GMN**

EURO LINE

# GMN SERIES

**GMN Series** is the Generac Mobile Products line of power generators equipped with **Stage 3 engines** and in conformity with the most recent European regulations about gas emissions and the directive 2000/14/EC related to environmental noise emissions.

Like all other silenced generators, **GMN Series** have a robust silent-proof, fireproof canopy with lockable access doors. This product line is ideal for any industrial or public application where a sturdy and reliable product is required. **GMN Series** include eighteen powerful generators from 22 to 555 kVA.





# GMN EXPLODED DRAWING



- 1) Emergency stop button
- 2) Control panel viewing window
- 3) Control panel
- 4) Generator electrical protections
- 5) Compartment for the optional socket kits
- 6) Reinforced central lifting eye
- 7) Perkins or Volvo engine
- 8) Mecc Alte alternator
- 9) Plastic bag for documents
- 10) Silent proof panels
- 11) Lockable doors

# DIGITAL CONTROL PANEL (ACP)

Every GMN model is equipped by default with a digital control panel.

Standard features: automatic control board (ACP), key switch ON/OFF, emergency stop button, acoustic alarm, circuit breaker, terminal connections for LTS, RS232 communication port.

## CONTROL PANEL MAIN FEATURES:

### Majors measures available:

- Generating set (voltage, current, frequency)
- Generating Set Power (kVA, kW, kVA<sub>r</sub>, Cosφ)
- Main voltage
- Hours-counter
- Battery voltage
- Engine speed (rpm)
- Fuel level (%)
- Engine temperature
- Oil Pressure

### Protections:

- Low fuel level
- Low oil pressure
- High engine temp
- Battery charger failure
- Earth fault
- Circuit Breaker Protection (III poles)
- Under/over voltage
- Under/over frequency
- Reverse power



### CONTROL BOARD

The automatic control board allows the manual start of the generator and to operate automatically in emergency to the public network. The automatic control board, in addition to the total management of the generator and switching network / group (LTS), it is designed for the full control and management of the generator remotely through a special PC interface executable by cable or by GSM modem.

### Command and others:

- Four operation modes:
  - OFF
  - Manual starting
  - Automatic starting
  - Automatic test
- Push-buttons:
  - start/stop
  - fault reset
  - up/down/page/enter selection
- Emergency stop button
- Circuit breaker
- Acoustic alarm
- Push-button for forcing Main contactor or generator contactor

### Output:

- Terminal connections for LTS
- RS232 communication port
- RSS - Remote Start/ Stop Contacts (only on models from 280V to 555V)



## ETB

### Electric Transfer Board

ETS is a power section consisting in four heavy duty copper bars. This bus bar has a cable passage opening from the bottom for easy power cable connection.



## KPR

### Premium Kit

This premium kit upgrades the generator with a leak proof tray, a leak detection sensor and a manual lube oil drain pump.



## PHS

### Pre-Heating System

Pre-Heating System is a system for cold environments maintaining the engine at a temperature and ensuring a quick start-up when required, especially for stand-by applications.



## LTS

### Load Transfer Switch

Load Transfer Switch allows load transferring operations from Mains to generator and vice-versa. Up to 140A equipped with contactors and from 160A equipped with motorized changeover switch.



## EFT

### Extended Fuel Tank

A large metal fuel tank integrated in a bigger base frame allowing longer generator autonomy, at least till 48h at 75% PRP. Provided with pull bars and drainage facility.



## KRT/KRT8

### Kit Rental

KRT is a kit rental including a fuel filter with water separator, a 3-way fuel valve, a battery switch and a earth rod.

KRT8 includes a 3-way fuel valve, a battery switch and an earth rod.



## GSB

### Galvanized steel base

A galvanized steel base to increase resistance to wear by the elements.



## LPT


### Liquid Containment Tank

A second tank able to contain the fuel leaking from the fuel tank if broken. Its capacity is 110% of the fuel tank.

# GMN - Electric Socket Kit


Several versions of Electrical Socket Kits are available, which adapt flexibly to various powers available. Each kit consists of various combinations of sockets. For the correct combination you can see the tables below.

(A) GMN22Y-22P  
1x400V/32A  
(3P+N+T CE)



1 X (A) or (B)

(B) GMN30Y-50Y  
1x400V/63A  
(3P+N+T CE)



**SST** Standard Socket Kit is installed by default on generators **from 22 to 50 kVA**. Socket is IP67, equipped with thermal magnetic protection three phase socket with differential protection in class A.



1x400V/63A  
(3P+N+T)

1x400V/32A  
(3P+N+T)





3x230V/16A  
(2P+T)

**SKE** Socket kit E allows to meet customer needs with a kit of **5 output** power sockets. All socket is IP67, equipped with thermal magnetic protection three phase sockets with differential protection in class A.

Available for generators from 32kVA to 220kVA (LTE)



1x400V/125A  
(3P+N+T)

1x400V/63A  
(3P+N+T)





1x400V/32A  
(3P+N+T)

1x230V/16A  
Schuko



**SKC** Socket kit C allows to meet customer needs with a kit of **4 output** power sockets. All three phases sockets has common differential protection and each single phase sockets has its own differential protection in class.

Available for generators from 275kVA to 560kVA (LTE)  
**The kit C is not available with MPP control panel**

1x400V/32A  
(3P+N+T)





1x400V/16A  
(3P+N+T)

1x230V/16A  
Schuko





2x230V/16A  
(2P+T)

**SKB1** Socket kit B1 allows to meet customer needs with a kit of **5 output** power sockets. All three phases sockets has common differential protection and each single phase sockets has its own differential protection in class A.

Available for generators from 32kVA to 220kVA (LTE)  
**The kit B1 is not available with MPP control panel**



1x400V/63A  
(3P+N+T)

1x400V/32A  
(3P+N+T)





1x400V/16A  
(3P+N+T)

1x230V/16A  
(2P+T)



1x230V/16A  
Schuko



**SKB2** Socket kit B2 allows to meet customer needs with a kit of **5 output** power sockets. All three phases sockets has common differential protection and each single phase sockets has its own differential protection in class A.

Available for generators from 32kVA to 220kVA (LTE)  
**The kit B2 is not available with MPP control panel**



1x400V/63A  
(3P+N+T)

1x400V/32A  
(3P+N+T)





1x400V/16A  
(3P+N+T)

1x230V/16A  
Schuko



**SKB3** Socket kit B3 allows to meet customer needs with a kit of **4 output** power sockets. All sockets are IP67, each sockets are equipped with thermal magnetic protection, three phases sockets has common differential protection and each single phase sockets has its own differential protection. All the differential protections are class A.

Available for generators from 275kVA to 702kVA (LTE)  
**The kit B3 is not available with MPP control panel**

		GMN-22Y	GMN-22P	GMN-30Y	GMN-50Y	GMN-67P
<b>POWER SUPPLY</b>		3PHASE 400/230V	3PHASE 400/230V	3PHASE 400/230V	3PHASE 400/230V	3PHASE 400/230V
STAND BY POWER LTP	kVA	19.34	21.50	32.50	46.19	66.38
	KW	15.47	17.20	26.00	36.95	53.10
PRIME POWER PRP	kVA	18.35	20.10	30.50	43.87	60.75
	KW	14.68	16.08	24.40	35.10	48.60
<b>POWER SPECIFICATIONS</b>						
VOLTAGE	Volt	400	400	400	400	400
FREQUENCY	Hz	50	50	50	50	50
POWER FACTOR	cos Φ	0.8	0.8	0.8	0.8	0.8
<b>ENGINE</b>						
BRAND		Yanmar	Perkins	Yanmar	Yanmar	Perkins
MODEL		4TNV88-BGPGE	404D-22G	4TNV98-IGPGE	4TNV98T-ZGPGE	1104D-44TG3
FUEL		Diesel	Diesel	Diesel	Diesel	Diesel
DISPLACEMENT	cc	2190	2216	3319	3319	4400
SPEED	rpm	1500	1500	1500	1500	1500
CYLINDER		4 in line	4 in line	4 in line	4 in line	4 in line
COOLING SYSTEM		Water	Water	Water	Water	Water
STARTING SYSTEM		Electric	Electric	Electric	Electric	Electric
ELECTRIC CIRCUIT	Volt	12	12	12	12	12
ASPIRATION		Natural	Natural	Natural	Turbocharged	Turbocharged
SPEED GOVERNOR		Mechanical	Mechanical	Mechanical	Electronic	Mechanical
EMISSION STAGE COMPLIANCE EU		Stage IIIA	Stage IIIA	Stage IIIA	Stage IIIA	Stage IIIA
STAND BY POWER LTP	KW	18.2	20.6	34.6	42.3	61.6
PRIME POWER PRP	KW	17.3	18.7	32.9	40.2	56.6
<b>ALTERNATOR</b>						
BRAND		Mecc Alte	Mecc Alte	Mecc Alte	Mecc Alte	Mecc Alte
TYPE		Brushless	Brushless	Brushless	Brushless	Brushless
POLES		4	4	4	4	4
VOLTAGE REGULATION SYSTEM		Electronic	Electronic	Electronic	Electronic	Electronic
ALTERNATOR PROTECTION	IP	23	23	23	23	23
<b>CONSUMPTION</b>						
FUEL CONSUMPTION at 75% of load	L/h	3.80	3.98	5.82	8.34	12.00
FUEL CONSUMPTION at 100% of load	L/h	5.04	5.28	7.75	11.10	16.04
<b>NOISE EMISSION</b>						
NOISE PRESSURE LEVEL at 7 mt	db(A)	63	58	66	66	67
GUARANTEED SOUND POWER LEVEL	LWA db(A)	92	87	95	95	96
<b>DIMENSION AND WEIGHT</b>						
LENGTH	mm	1800	1800	2000	2000	2285
WIDTH	mm	850	850	920	920	920
HEIGHT	mm	1260	1260	1310	1310	1465
WEIGHT (DRY)	kg	670	715	773	825	1123
FUEL TANK MATERIAL		Plastic	Plastic	Plastic	Plastic	Plastic
FUEL TANK CAPACITY	L	68	68	68	68	209
RUNNING TIME at 75% of load	h	17.89	17.09	11.68	8.15	17.42

Automatic Control Panel	ACP	✓	✓	✓	✓	✓
Electric Transfer Board	ETB	■	■	■	■	■
Socket Standard	SST	✓	✓	✓	✓	⊘
Socket Kit Base	SKB1	■	■	⊘	⊘	⊘
Socket Kit Base	SKB2	⊘	⊘	■	■	■
Socket Kit Base	SKB3	⊘	⊘	⊘	⊘	⊘
Socket Kit Base	SKE	⊘	⊘	■	■	■
Socket Kit Base	SKC	⊘	⊘	⊘	⊘	⊘
Load Transfer Switch	LTS	●	●	●	●	●
Kit Premium including: Liquid Containment Tank (@110%) + Leak Detector Sensor + Manual Lube Drain pump	KPR	✓	✓	✓	✓	✓
Liquid Containment Tank (@110%)	LPT	⊘	⊘	⊘	⊘	⊘
Kit Rental including: Fuel Filter with Water Separator + 3-way Fuel Valve + Battery Switch + Earth Rod	KRT	■	■	■	■	■
Kit Rental including: 3-way Fuel Valve + Battery Switch + Earth Rod	KRT8	⊘	⊘	⊘	⊘	⊘
Pre-Heating System	PHS	■	■	■	■	■
Galvanized Steel Base	GSB	●	●	●	●	●
Extended Fuel Tank	EFT	■	■	■	■	■

✓ Standard (cannot be removed from basic machine); ■ Accessory (ONLY available on Ex-factory installation); ● Option (both available installed on Ex-factory and/or as Retrofit kit); ⊘ Not available

		GMN-95P	GMN-115P	GMN-145V	GMN-165V	GMN-200V
<b>POWER SUPPLY</b>		3PHASE 400/230V	3PHASE 400/230V	3PHASE 400/230V	3PHASE 400/230V	3PHASE 400/230V
STAND BY POWER LTP	kVA	92.41	116.00	147.48	164.00	196.00
	kW	73.93	92.80	117.98	131.20	156.80
PRIME POWER PRP	kVA	83.72	106.15	132.38	153.78	179.02
	kW	66.98	84.92	105.90	123.02	143.22
<b>POWER SPECIFICATIONS</b>						
VOLTAGE	Volt	400	400	400	400	400
FREQUENCY	Hz	50	50	50	50	50
POWER FACTOR	cos Φ	0.8	0.8	0.8	0.8	0.8
<b>ENGINE</b>						
BRAND		Perkins	Perkins	Volvo	Volvo	Volvo
MODEL		1104D-E44TAG1	1104D-E44TAG2	TAD750GE	TAD751GE	TAD752GE
FUEL		Diesel	Diesel	Diesel	Diesel	Diesel
DISPLACEMENT	cc	4400	4400	7150	7150	7150
SPEED	rpm	1500	1500	1500	1500	1500
CYLINDER		4 in line	4 in line	6 in line	6 in line	6 in line
COOLING SYSTEM		Water	Water	Water	Water	Water
STARTING SYSTEM		Electric	Electric	Electric	Electric	Electric
ELECTRIC CIRCUIT	Volt	12	12	24	24	24
ASPIRATION		Turbocharged	Turbocharged	Turbocharged intercooled	Turbocharged intercooled	Turbocharged intercooled
SPEED GOVERNOR		Electronic	Electronic	Electronic	Electronic	Electronic
EMISSION STAGE COMPLIANCE EU		Stage IIIA	Stage IIIA	Stage IIIA	Stage IIIA	Stage IIIA
STAND BY POWER LTP	kW	84.2	105	132	150	184
PRIME POWER PRP	kW	76.6	95.5	119	137	166
<b>ALTERNATOR</b>						
BRAND		Mecc Alte	Mecc Alte	Mecc Alte	Mecc Alte	Mecc Alte
TYPE		Brushless	Brushless	Brushless	Brushless	Brushless
POLES		4	4	4	4	4
VOLTAGE REGULATION SYSTEM		Electronic	Electronic	Electronic	Electronic	Electronic
ALTERNATOR PROTECTION	IP	23	23	23	23	21
<b>CONSUMPTION</b>						
FUEL CONSUMPTION at 75% of load	L/h	16.88	17.03	25.51	29.13	32.66
FUEL CONSUMPTION at 100% of load	L/h	20.40	24.73	31.02	35.23	40.51
<b>NOISE EMISSION</b>						
NOISE PRESSURE LEVEL at 7 mt	db(A)	67	67	68	68	65
GUARANTEED SOUND POWER LEVEL	LWA db(A)	96	96	97	97	94
<b>DIMENSION AND WEIGHT</b>						
LENGTH	mm	2400	2400	3400	3400	3400
WIDTH	mm	1000	1000	1250	1250	1250
HEIGHT	mm	1685	1685	1980	1980	1980
WEIGHT (DRY)	kg	1490	1500	2204	2224	2549
FUEL TANK MATERIAL		Plastic	Plastic	Plastic	Plastic	Plastic
FUEL TANK CAPACITY	L	209	209	350	350	350
RUNNING TIME at 75% of load	h	12.38	12.27	13.72	12.02	10.72
Automatic Control Panel	ACP	✓	✓	✓	✓	✓
Electric Transfer Board	ETB	■	■	■	■	■
Socket Standard	SST	⊙	⊙	⊙	⊙	⊙
Socket Kit Base	SKB1	⊙	⊙	⊙	⊙	⊙
Socket Kit Base	SKB2	■	■	■	■	■
Socket Kit Base	SKB3	⊙	⊙	⊙	⊙	⊙
Socket Kit Base	SKE	■	■	■	■	■
Socket Kit Base	SKC	⊙	⊙	⊙	⊙	⊙
Load Transfer Switch	LTS	●	●	●	●	●
Kit Premium including: Liquid Containment Tank (@110%) + Leak Detector Sensor + Manual Lube Drain pump	KPR	✓	✓	✓	✓	✓
Liquid Containment Tank (@110%)	LPT	⊙	⊙	⊙	⊙	⊙
Kit Rental including: Fuel Filter with Water Separator + 3-way Fuel Valve + Battery Switch + Earth Rod	KRT	■	■	■	■	■
Kit Rental including: 3-way Fuel Valve + Battery Switch + Earth Rod	KRT8	⊙	⊙	⊙	⊙	⊙
Pre-Heating System	PHS	■	■	■	■	■
Galvanized Steel Base	GSB	●	●	●	●	●
Extended Fuel Tank	EFT	■	■	■	■	■

✓ Standard (cannot be removed from basic machine); ■ Accessory (ONLY available on Ex-factory installation); ● Option (both available installed on Ex-factory and/or as Retrofit kit); ⊙ Not available

		GMN-225V	GMN-280V	GMN-360V	GMN-405V
<b>POWER SUPPLY</b>		3PHASE 400/230V	3PHASE 400/230V	3PHASE 400/230V	3PHASE 400/230V
STAND BY POWER LTP	kVA	220.00	275.00	357.64	403.22
	kW	176.00	220.00	286.11	322.58
PRIME POWER PRP	kVA	200.46	253.35	326.08	366.99
	kW	160.37	202.68	260.86	293.59
<b>POWER SPECIFICATIONS</b>					
VOLTAGE	Volt	400	400	400	400
FREQUENCY	Hz	50	50	50	50
POWER FACTOR	cos Φ	0.8	0.8	0.8	0.8
<b>ENGINE</b>					
BRAND		Volvo	Volvo	Volvo	Volvo
MODEL		TAD753GE	TAD754GE	TAD1351GE	TAD1352GE
FUEL		Diesel	Diesel	Diesel	Diesel
DISPLACEMENT	cc	7150	7150	12780	12780
SPEED	rpm	1500	1500	1500	1500
CYLINDER		6 in line	6 in line	6 in line	6 in line
COOLING SYSTEM		Water	Water	Water	Water
STARTING SYSTEM		Electric	Electric	Electric	Electric
ELECTRIC CIRCUIT	Volt	24	24	24	24
ASPIRATION		Turbocharged intercooled	Turbocharged intercooled	Turbocharged intercooled	Turbocharged intercooled
SPEED GOVERNOR		Electronic	Electronic	Electronic	Electronic
EMISSION STAGE COMPLIANCE EU		Stage IIIA	Stage IIIA	Stage IIIA	Stage IIIA
STAND BY POWER LTP	kW	202	250	313	356
PRIME POWER PRP	kW	184	228	286	325
<b>ALTERNATOR</b>					
BRAND		Mecc Alte	Mecc Alte	Mecc Alte	Mecc Alte
TYPE		Brushless	Brushless	Brushless	Brushless
POLES		4	4	4	4
VOLTAGE REGULATION SYSTEM		Electronic	Electronic	Electronic	Electronic
ALTERNATOR PROTECTION	IP	21	21	21	21
<b>CONSUMPTION</b>					
FUEL CONSUMPTION at 75% of load	L/h	35.62	46.40	52.41	63.19
FUEL CONSUMPTION at 100% of load	L/h	44.90	57.00	68.09	83.18
<b>NOISE EMISSION</b>					
NOISE PRESSURE LEVEL at 7 mt	db(A)	65	68	68	68
GUARANTEED SOUND POWER LEVEL	LWA db(A)	94	97	97	97
<b>DIMENSION AND WEIGHT</b>					
LENGTH	mm	3400	3951	3951	3951
WIDTH	mm	1250	1438	1438	1438
HEIGHT	mm	1980	2085	2085	2085
WEIGHT (DRY)	kg	2540	2990	3671	3671
FUEL TANK MATERIAL		Plastic	Plastic	Plastic	Plastic
FUEL TANK CAPACITY	L	350	636	636	636
RUNNING TIME at 75% of load	h	9.83	13.71	12.14	10.06

Automatic Control Panel	ACP	✓	✓	✓	✓
Electric Transfer Board	ETB	■	✓	✓	✓
Socket Standard	SST	⊙	⊙	⊙	⊙
Socket Kit Base	SKB1	⊙	⊙	⊙	⊙
Socket Kit Base	SKB2	■	⊙	⊙	⊙
Socket Kit Base	SKB3	⊙	■	■	■
Socket Kit Base	SKE	■	⊙	⊙	⊙
Socket Kit Base	SKC	⊙	■	■	■
Load Transfer Switch	LTS	●	●	●	●
Kit Premium including: Liquid Containment Tank (@110%) + Leak Detector Sensor + Manual Lube Drain pump	KPR	✓	⊙	⊙	⊙
Liquid Containment Tank (@110%)	LPT	⊙	✓	✓	✓
Kit Rental including: Fuel Filter with Water Separator + 3-way Fuel Valve + Battery Switch + Earth Rod	KRT	■	⊙	⊙	⊙
Kit Rental including: 3-way Fuel Valve + Battery Switch + Earth Rod	KRT8	⊙	■	■	■
Pre-Heating System	PHS	■	■	■	■
Galvanized Steel Base	GSB	●	●	●	●
Extended Fuel Tank	EFT	■	■	■	■


✓ Standard (cannot be removed from basic machine); ■ Accessory (ONLY available on Ex-factory installation); ● Option (both available installed on Ex-factory and/or as Retrofit kit); ⊙ Not available

# GMN SERIES

		GMN-420V	GMN-455V	GMN-505V	GMN-555V
<b>POWER SUPPLY</b>		3PHASE 400/230V	3PHASE 400/230V	3PHASE 400/230V	3PHASE 400/230V
STAND BY POWER LTP	kVA	421.92	456.79	508.23	556.96
	kW	337.54	365.43	406.58	445.57
PRIME POWER PRP	kVA	383.35	415.79	461.28	506.32
	kW	306.68	332.63	369.02	405.06
<b>POWER SPECIFICATIONS</b>					
VOLTAGE	Volt	400	400	400	400
FREQUENCY	Hz	50	50	50	50
POWER FACTOR	cos Φ	0.8	0.8	0.8	0.8
<b>ENGINE</b>					
BRAND		Volvo	Volvo	Volvo	Volvo
MODEL		TAD1354GE	TAD1355GE	TAD1650GE	TAD1651GE
FUEL		Diesel	Diesel	Diesel	Diesel
DISPLACEMENT	cc	12780	12780	16120	16120
SPEED	rpm	1500	1500	1500	1500
CYLINDER		6 in line	6 in line	6 in line	6 in line
COOLING SYSTEM		Water	Water	Water	Water
STARTING SYSTEM		Electric	Electric	Electric	Electric
ELECTRIC CIRCUIT	Volt	24	24	24	24
ASPIRATION		Turbocharged intercooled	Turbocharged intercooled	Turbocharged intercooled	Turbocharged intercooled
SPEED GOVERNOR		Electronic	Electronic	Electronic	Electronic
EMISSION STAGE COMPLIANCE EU		Stage IIIA	Stage IIIA	Stage IIIA	Stage IIIA
STAND BY POWER LTP	kW	372	404	442	484
PRIME POWER PRP	kW	339	369	402	441
<b>ALTERNATOR</b>					
BRAND		Mecc Alte	Mecc Alte	Mecc Alte	Mecc Alte
TYPE		Brushless	Brushless	Brushless	Brushless
POLES		4	4	4	4
VOLTAGE REGULATION SYSTEM		Electronic	Electronic	Electronic	Electronic
ALTERNATOR PROTECTION	IP	21	21	21	21
<b>CONSUMPTION</b>					
FUEL CONSUMPTION at 75% of load	L/h	62.22	68.19	73.54	81.45
FUEL CONSUMPTION at 100% of load	L/h	79.10	84.34	96.67	105.00
<b>NOISE EMISSION</b>					
NOISE PRESSURE LEVEL at 7 mt	db(A)	68	68	75	75
GUARANTEED SOUND POWER LEVEL	LWA db(A)	97	97	105	105
<b>DIMENSION AND WEIGHT</b>					
LENGTH	mm	3951	3951	4400	4400
WIDTH	mm	1438	1438	1560	1560
HEIGHT	mm	2085	2085	2250	2250
WEIGHT (DRY)	kg	3671	3671	4888	4888
FUEL TANK MATERIAL		Plastic	Plastic	Plastic	Plastic
FUEL TANK CAPACITY	L	636	636	636	636
RUNNING TIME at 75% of load	h	10.22	9.33	8.65	7.81
Automatic Control Panel	ACP	✓	✓	✓	✓
Electric Transfer Board	ETB	✓	✓	✓	✓
Socket Standard	SST	⊙	⊙	⊙	⊙
Socket Kit Base	SKB1	⊙	⊙	⊙	⊙
Socket Kit Base	SKB2	⊙	⊙	⊙	⊙
Socket Kit Base	SKB3	■	■	■	■
Socket Kit Base	SKE	⊙	⊙	⊙	⊙
Socket Kit Base	SKC	■	■	■	■
Load Transfer Switch	LTS	●	●	●	●
Kit Premium including: Liquid Containment Tank (@110%) + Leak Detector Sensor + Manual Lube Drain pump	KPR	⊙	⊙	⊙	⊙
Liquid Containment Tank (@110%)	LPT	✓	✓	✓	✓
Kit Rental including: Fuel Filter with Water Separator + 3-way Fuel Valve + Battery Switch + Earth Rod	KRT	⊙	⊙	⊙	⊙
Kit Rental including: 3-way Fuel Valve + Battery Switch + Earth Rod	KRT8	■	■	■	■
Pre-Heating System	PHS	■	■	■	■
Galvanized Steel Base	GSB	●	●	⊙	⊙
Extended Fuel Tank	EFT	■	■	■	■

✓ Standard (cannot be removed from basic machine); ■ Accessory (ONLY available on Ex-factory installation); ● Option (both available installed on Ex-factory and/or as Retrofit kit); ⊙ Not available





**GMR Series** is the Generac Mobile Products line of power generators specifically designed for **rental purpose**. Top versatility, high efficiency and structural resistance: these generators are ideal for a wide range of applications where temporary power supply is needed with ease of use, low noise emissions and easy access for maintenance.

**GMR**

RENTAL LINE

# GMR SERIES

**GMR Series** is the Generac Mobile Products line of power generators specifically designed for **Rental purpose**. Top versatility, high efficiency and structural resistance: these generators are ideal for a wide range of applications where temporary power supply is needed with ease of use, low noise emissions and easy access for maintenance.

**GMR Series** cover a range from 22 to 210 kVA to fit any customer's need. High quality features make this range the best solution for rental companies needing resistant, reliable and efficient products.



# GMR EXPLODED DRAWING



- 1) Reinforced central lifting eye
- 2) Acoustic alarm for generator failures
- 3) Control panel
- 4) Control panel viewing window
- 5) Analogue gauges
- 6) Emergency stop button
- 7) Generator electrical protections
- 8) Compartment for the optional socket kits
- 9) Manual pump for oil drain

- 10) Yanmar, Perkins or Volvo engine
- 11) Quick battery switch
- 12) Mecc Alte alternator
- 13) Silent proof panels
- 14) Plastic bag for documents
- 15) Lockable doors
- 16) Double wall tank for liquid containment

# DIGITAL CONTROL PANEL (ACP)

Every GMR model can be equipped with a digital control panel.

Standard features: automatic control board (ACP), key switch ON/OFF, emergency stop button, buzzer, circuit breaker, remote start/stop pins, 1 plug for auxiliary power supply, integrated socket kit (5x customizable according to customer need, multi-pin connector for LTS connection, analogue gauges (oil pressure, coolant temp., fuel level, hour meter).

## CONTROL PANEL MAIN FEATURES:

### Majors measures available:

- Generating set (voltage, current, frequency)
- Generating Set Power (kVA, kW, kVAr, Cosφ)
- Main voltage
- Hours-counter
- Battery voltage
- Engine speed (rpm)
- Fuel level (%)
- Engine temperature
- Oil Pressure



### CONTROL BOARD

The automatic control board allows the manual start of the power generator and to operate automatically in emergency to the public network. The control board, in addition to the total management of the generator and switching network / group (LTS), is designed for the full control and management of the generator remotely through a special PC interface executable by cable or by GSM modem.

### Command and others:

- Four operation modes:
  - OFF
  - Manual starting
  - Automatic starting
  - Automatic test
- Push-buttons:
  - start/stop
  - fault reset
  - up/down/page/enter selection
- Emergency stop button
- Circuit breaker
- Acoustic alarm
- Push-button for forcing Main contactor or generator contactor

### Protections:

- Low fuel level
- Low oil pressure
- High engine temp
- Battery charger failure
- Earth fault
- Circuit Breaker Protection (III poles)
- Under/over voltage
- Under/over frequency
- Reverse power

### Output:

- Terminal connections for LTS
- RS232 communication port
- RSS - Remote Start/Stop Contacts (only on GMR-280V model)

# DIGITAL CONTROL PANEL (MPP)

The control board Inteligen BaseBox + IntelliVision 5 is suitable for both single and multiple genset operating in standby or parallel modes. A built-in synchronizer and digital isochronous load sharer allow a total integrated solution for gensets in standby, island parallel or mains parallel. It is possible to synchronize up to 32 units as standard feature.

Standard features: automatic control board (MPP), key switch ON/OFF, emergency stop button, acoustic alarm, circuit breaker, remote start/stop pins, 1 plug for auxiliary power supply, integrated socket kit (5x customizable according to customer need), multi-pin connector for LTS connection, can-bus communication for synchro, analogue gauges (oil pressure, coolant temp., fuel level, hour meter).

## CONTROL PANEL MAIN FEATURES:

### Majors measures available:

- Genset: Voltage, Current, Frequency, Hour-counter.
- Genset Power: kVA, kW, kVAR, Cos  $\phi$ , kWh, kVAh.
- Mains: Voltage, Current, Frequency, kW, kVAR, Cos  $\phi$ .
- Engine Speed (rpm)
- Temperature
- Oil Pressure
- Fuel level
- Battery voltage

### Protections:

- Engine protections:
  - Low fuel level
  - Low oil pressure
  - High engine temperature
- Genset protections:
  - Under/Over voltage
  - Overload
  - Under/over frequency
  - Starting failure
  - Under/over battery voltage
- Others:
  - Overcurrent
  - Short-circuit
  - Reverse power
  - Earth fault



### CONTROL BOARD

A powerful graphic display with user-friendly controls allows any user whatever their ability to find the information they need by selecting the Manual operation mode, through the proper switch, the Start (I) Stop (O) buttons are activated and local generator control is enabled.

### Command and others:

- Five operation modes:
  - OFF
  - AMF function
  - Single parallel to mains island application
  - Single parallel to mains AMF application
  - Multiple parallel genset island application
- Push-buttons:
  - Start/stop
  - Fault reset
  - Up/Down/Page/Enter selection
- Acoustic alarm

### Many communication options easy remote supervising and servicing:

- AirGate support
- Ethernet connection (RJ45)
- USB 2.0 slave interface
- 1x RS232 / 2x RS485 interface with Modbus protocol
- Analog / GSM / ISDN / CDMA modem communication support
- SMS messages
- ECU Modbus interface secondary RS485 converter is isolated



**RCG15**

Remote Control Module (IB-LITE)  
 RCG15 consist of a plug-in communication IB-LITE module with Ethernet interface. The module also allows the controller to be integrated into a building management system using the Modbus/TCP or SNMP protocol.



**RCG16**

Remote Control Module (IL-NT-GPRS + ANTENNA)  
 IL-NT GPRS is an integrated GSM modem and Internet GPRS solution for IntelliCompactNT and MainsCompactNT controllers. It offers a unique solution for wireless monitoring and control over single unit or whole fleet of equipment. The main benefits include high reliability for your application, instant alarm events notification over SMS, on-line data access on Internet (using WebSupervisor), periodic data collecting in Excel format and SMS control.



**RCG13**

Remote Control Module (InternetBridge-NT)  
 RCG13 consists of a remote control generator, with internet/Ethernet communication module + antenna. The InternetBridge-NT module allows efficient connection to the Internet for one or more ComAp controllers, either by Ethernet cable or by built in 3.75G Cellular modem.



**TLP4**

Terminal Low Potential - Type 4  
 Free voltage contacts with module IGS-PTM + IR-B8 relay board. For remote signalization to external control system.



**TLP6**

Terminal Low Potential - Type 6  
 Free voltage contacts with module IGS-PTM + IR-B8 relay board. For remote signalization to external control system.



**BFB (Standard)**

Baseframe Bumpers  
 Additional bumpers placed on the base of the frame to protect the generator from impacts.




**HPP (Standard)**

Hot Parts Protection  
 A protection of the hot parts of the generator to protect the operator from burns.



**ADI-B**

Differential Protection  
 Adjustable differential protection external to the control board. AC & DC sensitive.



## ASV

### Air Shut-Off Valve

Automatic generator stop system when engine overruns in environments rich of hydrocarbons.



## WSP

### Fuel/Water Separator Filter

Additional filters for higher engine safety when fuels suffer high contamination.



## HDF

### Heavy Duty Air Filter

HDF allows work in dusty environments lengthening maintenance intervals.



## ESA

Exhaust Spark Arrestor ATEX certified

ESA prevents the emission of flammable debris from combustion sources and allows working in ATEX Zone 2.



## GGS

### Galvanized Sliding Skid

A galvanized skid base to easy moving the generator on particular grounds like sandy ones. The galvanization increases the resistance of the skid base from wear by the elements.



## QFC

### Quick Fit Fuel Connectors

Two accessible fuel connectors places in the base frame of the generator. The quick fit fuel connectors allow a faster fuel piping connection and an easier generator installation.



## STR / RTR-A / RTR-B

### Trailers

STR - A site-tow trailer for non-road use such as building sites, big industrial areas, large and remote working sites.

RTR-A - A EU homologated road-tow trailer with fix drawbar.

RTR-B - A EU homologated road-tow trailer with height adjustable drawbar.



## PHS

### Pre-Heating System

Pre-Heating System is a system for cold environments maintaining the engine at a temperature and ensuring a quick start-up when required, especially for stand-by applications.

# GMR SERIES

		GMR-022Y	GMR-035Y	GMR-050Y	GMR-067P
<b>POWER SUPPLY</b>		3PHASE 400/231/230V	3PHASE 400/231/230V	3PHASE 400/231/230V	3PHASE 400/231/230V
STAND BY POWER LTP	kVA	19.27	38.53	46.00	66.00
	kW	15.42	30.82	37.28	52.80
PRIME POWER PRP	kVA	18.29	36.62	44.25	60.00
	kW	14.63	29.30	35.40	48.00
<b>POWER SPECIFICATIONS</b>					
VOLTAGE	Volt	400/231	400/231	400/231	400/231
FREQUENCY	Hz	50	50	50	50
POWER FACTOR	cos Φ	0.8	0.8	0.8	0.8
<b>ENGINE</b>					
BRAND		YANMAR	YANMAR	YANMAR	Perkins
MODEL		4TNV88-BGPGE	4TNV98-ZGPGE	4TNV98T-ZGPGE	1104D-44TG2
FUEL		Diesel	Diesel	Diesel	Diesel
DISPLACEMENT	cc	2190	3319	3319	4400
SPEED	rpm	1500	1500	1500	1500
CYLINDER		4 in line	4 in line	4 in line	4 in line
COOLING SYSTEM		Water	Water	Water	Water
STARTING SYSTEM		Electric	Electric	Electric	Electric
ELECTRIC CIRCUIT	Volt	12	12	12	12
ASPIRATION		Natural	Natural	Turbocharged	Turbocharged
SPEED GOVERNOR		Mechanical	Electronic	Electronic	Electronic
EMISSION STAGE COMPLIANCE EU		Stage IIIA	Stage IIIA	Stage IIIA	Stage IIIA
STAND BY POWER LTP	kW	18.2	34.9	42.2	61.6
PRIME POWER PRP	kW	17.3	33.2	40.1	56.6
<b>ALTERNATOR</b>					
BRAND		LEROY SOMER	LEROY SOMER	LEROY SOMER	LEROY SOMER
TYPE		Brushless	Brushless	Brushless	Brushless
POLES		4	4	4	4
VOLTAGE REGULATION SYSTEM		Electronic	Electronic	Electronic	Electronic
ALTERNATOR PROTECTION	IP	23	23	23	23
<b>CONSUMPTION</b>					
FUEL CONSUMPTION at 75% of load	L/h	3.59	6.34	7.76	11.60
FUEL CONSUMPTION at 100% of load	L/h	4.76	8.54	10.45	15.58
<b>NOISE EMISSION</b>					
NOISE PRESSURE LEVEL at 7 mt	db(A)	61	61	62	61
GUARANTEED SOUND POWER LEVEL	LWA db(A)	90	90	91	90
<b>DIMENSION AND WEIGHT</b>					
LENGTH	mm	2000	2000	2000	3460
WIDTH	mm	1200	1200	1200	1200
HEIGHT	mm	1582	1582	1582	1950
FUEL TANK MATERIAL		Metal	Metal	Metal	Metal
FUEL TANK CAPACITY	L	216	216	216	500
RUNNING TIME at 75% of load	h	60.17	34.07	27.84	43.10
Automatic Control Panel	ACP	✓	✓	✓	✓
Modular Parallel Panel	MPP	⊙	⊙	⊙	✓
Differential Protection type B	ADI-B	■	■	■	■ ■
Free Voltage Contacts with module IGS-PTM + IR-B8 relay board (only with MPP)	TLP4	⊙	⊙	⊙	■
Free Voltage Contacts with module IL-NT-EF-CPM2 + IR-B8 relay board (only with ACP)	TLP6	■	■	■	■
Remote control with internet/Ethernet communication module + Antenna	RCG13	⊙	⊙	⊙	■
Remote control with IB-Lite module	RCG15	■	■	■	■
Remote control through IL-NT-GPRS + Antenna	RCG16	■	■	■	■
Quick Fit Fuel connectors	QFC	■	■	■	■ ■
Water Separator Filter (Racor)	WSP	■	■	■	■ ■
Heavy-Duty Air Filter	HDF	■	■	■	■ ■
Hot Parts Protections	HPP	✓	✓	✓	✓ ✓
Exhaust Spark Arrestor ATEX certified	ESA	■	■	■	■ ■
Pre-Heating System	PHS	■	■	■	■ ■
Air Shut-Off Valve	ASV	■	■	■	■ ■
Galvanized Sliding Skid	GGs	■	■	■	■ ■
Baseframe Bumpers	BFB	✓	✓	✓	✓ ✓
Site Trailer	STR	■	■	■	■ ■
Road Trailer - Fix Drawbar	RTR-A	■	■	■	■ ■
Road Trailer - Height Adjustable Drawbar	RTR-B	■	■	■	■ ■

✓ Standard in ACP version - ✓ Standard in MPP version (cannot be removed from basic machine); ■ Accessory in ACP version - ■ Accessory in MPP version (ONLY available on Ex-factory installation); ⊙ Not available



		GMR-095P	GMR-115P	GMR-165P	GMR-180P
<b>POWER SUPPLY</b>		3PHASE 400/231/230V	3PHASE 400/231/230V	3PHASE 400/231/230V	3PHASE 400/231/230V
STAND BY POWER LTP	kVA	93.68	110.00	165.00	178.82
	kW	74.94	88.00	132.00	143.06
PRIME POWER PRP	kVA	85.03	100.00	150.00	161.97
	kW	68.02	80.00	120.00	129.58
<b>POWER SPECIFICATIONS</b>					
VOLTAGE	Volt	400/231	400/231	400/231	400/231
FREQUENCY	Hz	50	50	50	50
POWER FACTOR	cos Φ	0.8	0.8	0.8	0.8
<b>ENGINE</b>					
BRAND		Perkins	Perkins	Perkins	Perkins
MODEL		1104D-E44TAG1	1104D-E44TAG2	1106D-E70TAG2	1106D-E70TAG3
FUEL		Diesel	Diesel	Diesel	Diesel
DISPLACEMENT	cc	4400	4400	7010	7010
SPEED	rpm	1500	1500	1500	1500
CYLINDER		4 in line	4 in line	6 in line	6 in line
COOLING SYSTEM		Water	Water	Water	Water
STARTING SYSTEM		Electric	Electric	Electric	Electric
ELECTRIC CIRCUIT	Volt	12	12	12	12
ASPIRATION		Turbocharged	Turbocharged	Turbocharged	Turbocharged
SPEED GOVERNOR		Electronic	Electronic	Electronic	Electronic
EMISSION STAGE COMPLIANCE EU		Stage IIIA	Stage IIIA	Stage IIIA	Stage IIIA
STAND BY POWER LTP	kW	85.7	105.1	149.7	162.8
PRIME POWER PRP	kW	78.2	95.8	135.9	148.1
<b>ALTERNATOR</b>					
BRAND		LEROY SOMER	LEROY SOMER	LEROY SOMER	LEROY SOMER
TYPE		Brushless	Brushless	Brushless	Brushless
POLES		4	4	4	4
VOLTAGE REGULATION SYSTEM		Electronic	Electronic	Electronic	Electronic
ALTERNATOR PROTECTION	IP	23	23	23	23
<b>CONSUMPTION</b>					
FUEL CONSUMPTION at 75% of load	L/h	17.54	19.65	28.17	29.72
FUEL CONSUMPTION at 100% of load	L/h	21.04	22.41	34.97	37.42
<b>NOISE EMISSION</b>					
NOISE PRESSURE LEVEL at 7 mt	db(A)	62	62	67	67
GUARANTEED SOUND POWER LEVEL	LWA db(A)	91	91	96	96
<b>DIMENSION AND WEIGHT</b>					
LENGTH	mm	3460	3460	3460	3460
WIDTH	mm	1200	1200	1200	1200
HEIGHT	mm	1950	1950	2050	2050
FUEL TANK MATERIAL		Metal	Metal	Metal	Metal
FUEL TANK CAPACITY	L	500	500	940	940
RUNNING TIME at 75% of load	h	28.51	25.45	33.37	31.63

Automatic Control Panel	ACP	✓	✓	✓	✓
Modular Parallel Panel	MPP	✓	✓	✓	✓
Differential Protection type B	ADI-B	■ ■	■ ■	■ ■	■ ■
Free Voltage Contacts with module IGS-PTM + IR-B8 relay board (only with MPP)	TLP4	■	■	■	■
Free Voltage Contacts with module IL-NT-EF-CPM2 + IR-B8 relay board (only with ACP)	TLP6	■	■	■	■
Remote control with internet/Ethernet communication module + Antenna	RCG13	■	■	■	■
Remote control with IB-Lite module	RCG15	■	■	■	■
Remote control through IL-NT-GPRS + Antenna	RCG16	■	■	■	■
Quick Fit Fuel connectors	QFC	■ ■	■ ■	■ ■	■ ■
Water Separator Filter (Racor)	WSP	■ ■	■ ■	■ ■	■ ■
Heavy-Duty Air Filter	HDF	■ ■	■ ■	■ ■	■ ■
Hot Parts Protections	HPP	✓ ✓	✓ ✓	✓ ✓	✓ ✓
Exhaust Spark Arrestor ATEX certified	ESA	■ ■	■ ■	■ ■	■ ■
Pre-Heating System	PHS	■ ■	■ ■	■ ■	■ ■
Air Shut-Off Valve	ASV	■ ■	■ ■	■ ■	■ ■
Galvanized Sliding Skid	GGs	■ ■	■ ■	■ ■	■ ■
Baseframe Bumpers	BFB	✓ ✓	✓ ✓	✓ ✓	✓ ✓
Site Trailer	STR	■ ■	■ ■	■	⊘
Road Trailer - Fix Drawbar	RTR-A	■ ■	■ ■	⊘	⊘
Road Trailer - Height Adjustable Drawbar	RTR-B	■ ■	■ ■	⊘	⊘

✓ Standard in ACP version - ✓ Standard in MPP version (cannot be removed from basic machine); ■ Accessory in ACP version - ■ Accessory in MPP version (ONLY available on Ex-factory installation); ⊘ Not available

		<b>GMR-210P</b>	<b>GMR-225V</b>	<b>GMR-280V</b>
<b>POWER SUPPLY</b>		3PHASE 400/231/230V	3PHASE 400/231/230V	3PHASE 400/231/230V
STAND BY POWER LTP	kVA	209.87	220,4	275,0
	kW	167.90	176,3	220,0
PRIME POWER PRP	kVA	190.02	200,0	250,0
	kW	152.02	160,0	200,0
<b>POWER SPECIFICATIONS</b>				
VOLTAGE	Volt	400/231	400/231	400/231
FREQUENCY	Hz	50	50	50
POWER FACTOR	cos Φ	0.8	0.8	0.8
<b>ENGINE</b>				
BRAND		Perkins	Volvo	Volvo
MODEL		1106D-E70TAG4	TAD753GE	TAD753GE
FUEL		Diesel	Diesel	Diesel
DISPLACEMENT	cc	7010	7150	7150
SPEED	rpm	1500	1500	1500
CYLINDER		6 in line	6 in line	6 in line
COOLING SYSTEM		Water	Water	Water
STARTING SYSTEM		Electric	Electric	Electric
ELECTRIC CIRCUIT	Volt	12	12	12
ASPIRATION		Turbocharged	Turbocharged	Turbocharged
SPEED GOVERNOR		Electronic	Electronic	Electronic
EMISSION STAGE COMPLIANCE EU		Stage IIIA	Stage IIIA	Stage IIIA
STAND BY POWER LTP	kW	188.7	275.0	275,0
PRIME POWER PRP	kW	171.5	220.0	220,0
<b>ALTERNATOR</b>				
BRAND		LEROY SOMER	LEROY SOMER	LEROY SOMER
TYPE		Brushless	Brushless	Brushless
POLES		4	4	4
VOLTAGE REGULATION SYSTEM		Electronic	Electronic	Electronic
ALTERNATOR PROTECTION	IP	23	23	23
<b>CONSUMPTION</b>				
FUEL CONSUMPTION at 75% of load	L/h	34.07	34.97	45,57
FUEL CONSUMPTION at 100% of load	L/h	43.14	44.41	56,36
<b>NOISE EMISSION</b>				
NOISE PRESSURE LEVEL at 7 mt	db(A)	67	76	76
GUARANTEED SOUND POWER LEVEL	LWA db(A)	96	96	96
<b>DIMENSION AND WEIGHT</b>				
LENGTH	mm	3460	4630	4630
WIDTH	mm	1200	1600	1600
HEIGHT	mm	2050	2490	2490
FUEL TANK MATERIAL		Metal	Metal	Metal
FUEL TANK CAPACITY	L	940	1508	1508
RUNNING TIME at 75% of load	h	27.59	33,09	33,09

Automatic Control Panel	ACP	✓	✓	✓
Modular Parallel Panel	MPP	✓	✓	✓
Differential Protection type B	ADI-B	■ ■	■ ■	■ ■
Free Voltage Contacts with module IGS-PTM + IR-B8 relay board (only with MPP)	TLP4	■	■	■
Free Voltage Contacts with module IL-NT-EF-CPM2 + IR-B8 relay board (only with ACP)	TLP6	■	■	■
Remote control with internet/Ethernet communication module + Antenna	RCG13	■	■	■
Remote control with IB-Lite module	RCG15	■	■	■
Remote control through IL-NT-GPRS + Antenna	RCG16	■	■	■
Quick Fit Fuel connectors	QFC	■ ■	■ ■	■ ■
Water Separator Filter (Racor)	WSP	■ ■	■ ■	■ ■
Heavy-Duty Air Filter	HDF	■ ■	■ ■	■ ■
Hot Parts Protections	HPP	✓ ✓	✓ ✓	✓ ✓
Exhaust Spark Arrestor ATEX certified	ESA	■ ■	■ ■	■ ■
Pre-Heating System	PHS	■ ■	■ ■	■ ■
Air Shut-Off Valve	ASV	■ ■	■ ■	■ ■
Galvanized Sliding Skid	GGs	■ ■	⊙	⊙
Baseframe Bumpers	BFB	✓ ✓	✓ ✓	✓ ✓
Site Trailer	STR	⊙	⊙	⊙
Road Trailer - Fix Drawbar	RTR-A	⊙	⊙	⊙
Road Trailer - Height Adjustable Drawbar	RTR-B	⊙	⊙	⊙

✓ Standard in ACP version - ✓ Standard in MPP version (cannot be removed from basic machine); ■ Accessory in ACP version - ■ Accessory in MPP version (ONLY available on Ex-factory installation); ⊙ Not available



**GMP Series** is the Generac Mobile Products line of **Portable** power generators, a range of petrol and diesel generating sets. A simple design for a professional equipment with best reliability and high performances, specifically designed for intensive operations where performance power is demanded by professional users over an extended period of time without complications.

**GMP**

PORTABLE LINE

# GMP SERIES

**GMP Series** is the Generac Mobile Products line of **Portable power generators**, a range of petrol and diesel generating sets. A simple design for a professional equipment with best reliability and high performances, specifically designed for intensive operations where performance power is demanded by professional users over an extended period of time without complications.

**GMP series** included a wide range of portable generators equipped with first class components and complete instrumentation. The low noise level joined to the powerful and reliable engines make these generators ideal for domestic backup power supply or professional use in residential areas.

## GMP5000S - GMP8000S



1 of 3 Phase - Petrol engine  
from 3.8 to 7.2 kVA (LPT)

## GMP11000P



1 of 3 Phase - Diesel engine  
from 6.6 to 10.8 kVA (LPT)

## GMP6000P



1 of 3 Phase - Diesel engine  
from 3.28 to 5.9 kVA (LPT)

## GMP6000PS (SILENCED)



1 of 3 Phase - Diesel engine  
from 3.2 to 5.9 kVA (LPT)



**WHK**

Wheel Kit  
Optional wheels and handlers for easy transport of the generator.



**AMF**

Automatic Mains Failure  
AMF makes the power switch to emergency standby generator in the event of a significant loss of mains power or total blackout.



**RSS**

Remote Start & Stop  
RSS kit allows a wireless remote start & stop of the generator (max. open distance: 90 m).



			5000 S1	5000 S3	8000 S1	8000 S3	6000 P1
<b>POWER SUPPLY</b>			SINGLE PHASE	THREE PHASE	SINGLE PHASE	THREE PHASE	SINGLE PHASE
STAND BY POWER LTP	3 PHASE	kVA	∅	6.3	∅	8.3	∅
		kW	∅	5.0	∅	6.6	∅
CONTINUOUS POWER COP	3 PHASE	kVA	∅	5.4	∅	7.0	∅
		kW	∅	4.3	∅	5.6	∅
STAND BY POWER LTP	1 PHASE	kVA	5.3	3.8	7.2	4.0	5.9
		kW	4.8	3.4	6.4	3.6	5.3
CONTINUOUS POWER COP	1 PHASE	kVA	4.2	3.5	6.0	3.7	4.8
		kW	3.9	3.1	5.5	3.3	4.3
<b>POWER SPECIFICATIONS</b>							
VOLTAGE	Volt		230	400/230	230	400/230	230
FREQUENCY	Hz		50	50	50	50	50
POWER FACTOR	cos Φ		0.9	0,8/0,9	0.9	0,8/0,9	0.9
<b>ENGINE</b>							
BRAND			Honda	Honda	Honda	Honda	Yanmar
MODEL			GX270 Electric	GX270 Electric	GX390 Electric	GX390 Electric	L100N Electric
FUEL			Petrol	Petrol	Petrol	Petrol	Diesel
DISPLACEMENT	cc		270	270	389	389	435
SPEED	rpm		3000	3000	3000	3000	3000
CYLINDER			1 inclination angle 25°	1 inclination angle 25°	1 inclination angle 25°	1 inclination angle 25°	1 vertical
COOLING SYSTEM			Air	Air	Air	Air	Air
STARTING SYSTEM			Electric	Electric	Electric	Electric	Electric
ELECTRIC CIRCUIT	Volt		12	12	12	12	12
ASPIRATION			Natural	Natural	Natural	Natural	Natural
SPEED GOVERNOR			Mechanical	Mechanical	Mechanical	Mechanical	Mechanical
<b>ALTERNATOR</b>							
BRAND			NSM	NSM	NSM	NSM	NSM
TYPE			KR100E	TR100SC	KR100G	TR100SC	KR100G AVR
POLES			2	2	2	2	2
VOLTAGE REGULATION SYSTEM			Electronic	Electronic	Electronic	Electronic	Electronic
<b>CONSUMPTION</b>							
FUEL CONSUMPTION at 75% of load	L/h		1.66	1.66	2.16	2.15	1.46
FUEL TANK CAPACITY	L		27	27	27	27	24
RUNNING TIME at 75% of load	h		16.27	16.27	12.50	12.56	16.44
<b>NOISE EMISSION</b>							
NOISE PRESSURE LEVEL at 7 mt	db(A)		69	69	69	69	65
GUARANTEED SOUND POWER LEVEL	LWA db(A)		97	97	97	97	93
<b>DIMENSION AND WEIGHT</b>							
LENGTH	mm		840	840	840	840	990
WIDTH	mm		615	615	615	615	602
HEIGHT	mm		753	753	753	753	826
WEIGHT (DRY)	kg		89	97	97	103	186
<b>EQUIPMENTS STANDARD</b>							
AVR - Automatic Voltage Regulator			✓	✓	✓	✓	✓
TANK			Metal	Metal	Metal	Metal	Plastic
ANALOG INSTRUMENTS			Fuel gauge	Fuel gauge	Fuel gauge	Fuel gauge	∅
DIGITAL DISPLAY			V - Hz - h	V - Hz - h	V - Hz - h	V - Hz - h	V - Hz - h
SOCKET:			1 x 230V SCHUKO IP54	1 x 400V CEE 16A IP44	1 x 230V SCHUKO IP54	1 x 400V CEE 16A IP44	1 x 230V SCHUKO IP54
			1 x 230V CEE 16A IP44	1 x 230V SCHUKO IP54	1 x 230V CEE 16A IP44	1 x 230V SCHUKO IP54	1 x 230V CEE 16A IP44
			1 x 230V CEE 32A IP44	1 x 230V CEE 16A IP44	1 x 230V CEE 32A IP44	1 x 230V CEE 16A IP44	1 x 230V CEE 32A IP44
BATTERY CHARGER			12V DC 10A	12V DC 10A	12V DC 10A	12V DC 10A	∅
CONNector for AMF/RSS			✓	✓	✓	✓	✓
<b>PROTECTIONS</b>							
OIL GUARD			✓	✓	✓	✓	✓
ENGINE PROTECTION UNIT			∅	∅	∅	∅	∅
HIGH ENGINE TEMPERATURE			∅	∅	∅	∅	∅
MAGNETO THERMAL PROTECTION			✓	✓	✓	✓	✓
BATTERY CHARGER ALTERNATOR FAILURE			∅	∅	∅	∅	∅
LOW FUEL LEVEL			∅	∅	∅	∅	∅
DIFFERENTIAL PROTECTION	DPP		✓	✓	✓	✓	✓
THERMAL PROTECTION			✓	✓	✓	✓	✓
PROTECTION 12V DC			Fuse 10A	Fuse 10A	Fuse 10A	Fuse 10A	∅
ALTERNATOR PROTECTION	IP		23	23	23	23	23
<b>OPTIONALS</b>							
AMF - AUTOMATIC MAIN FAILURE (CONN)			●	●	●	●	●
RSS - REMOTE START / STOP (CONN)			●	●	●	●	●
WHK - TRANSPORTATION KIT			✓	✓	✓	✓	●

✓ Standard; ■ Accessory (ONLY available on Ex-factory installation); ● Option (both available installed on Ex-factory and/or as Retrofit kit); ∅ Not available

			6000 P3	6000 P1S	6000 P3S	11000 P1	11000 P3
			THREE PHASE	SINGLE PHASE	THREE PHASE	SINGLE PHASE	THREE PHASE
<b>POWER SUPPLY</b>							
STAND BY POWER LTP	3 PHASE	kVA	6.9	⊙	6.9	⊙	10.8
		kW	5.5	⊙	5.5	⊙	8.6
CONTINUOUS POWER COP		kVA	5.6	⊙	5.6	⊙	10.0
		kW	4.5	⊙	4.5	⊙	8.0
STAND BY POWER LTP	1 PHASE	kVA	3.2	5.9	3.2	10.8	6.6
		kW	2.9	5.4	2.9	9.7	5.9
CONTINUOUS POWER COP		kVA	3.0	4.9	3.0	10.0	6.0
		kW	2.7	4.4	2.7	9.0	5.4
<b>POWER SPECIFICATIONS</b>							
VOLTAGE	Volt		400/230	230	400/230	230	400/230
FREQUENCY	Hz		50	50	50	50	50
POWER FACTOR	cos Φ		0,8/0,9	0.9	0,8/0,9	0.9	0,8/0,9
<b>ENGINE</b>							
BRAND			Yanmar	Yanmar	Yanmar	Yanmar	Yanmar
MODEL			L100N Electric	L100N Electric	L100N Electric	3TNV70-HGE	3TNV70-HGE
FUEL			Diesel	Diesel	Diesel	Diesel	Diesel
DISPLACEMENT	cc		435	435	435	854	854
SPEED	rpm		3000	3000	3000	3000	3000
CYLINDER			1 vertical	1 vertical	1 vertical	3 in line	3 in line
COOLING SYSTEM			Air	Air	Air	Water	Water
STARTING SYSTEM			Electric	Electric	Electric	Electric	Electric
ELECTRIC CIRCUIT	Volt		12	12	12	12	12
ASPIRATION			Natural	Natural	Natural	Natural	Natural
SPEED GOVERNOR			Mechanical	Mechanical	Mechanical	Mechanical	Mechanical
<b>ALTERNATOR</b>							
BRAND			NSM	Mecc Alte	Mecc Alte	Mecc alte	Mecc alte
TYPE			TR100SA	KR100G	T16F 130/A	KR100G	T20FS-130/A
POLES			2	2	2	2	2
VOLTAGE REGULATION SYSTEM			AVR	Capacitor	Compound	Capacitor	Compound
<b>CONSUMPTION</b>							
FUEL CONSUMPTION at 75% of load	L/h		1.46	1.45	1.46	3.05	2.65
FUEL TANK CAPACITY	L		24	19	19	24	24
RUNNING TIME at 75% of load	h		16.44	13.10	13.01	7.87	9.06
<b>NOISE EMISSION</b>							
NOISE PRESSURE LEVEL at 7 mt	db(A)		65	56	56	68	68
GUARANTEED SOUND POWER LEVEL	LWA db(A)		93	84	84	96	96
<b>DIMENSION AND WEIGHT</b>							
LENGTH	mm		990	970	970	1400	1400
WIDTH	mm		602	580	580	650	650
HEIGHT	mm		826	927	927	975	975
WEIGHT (DRY)	kg		186	203	203	325	325
<b>EQUIPMENTS STANDARD</b>							
AVR - Automatic Voltage Regulator			✓	⊙	⊙	⊙	⊙
TANK			Plastic	Plastic	Plastic	Plastic	Plastic
ANALOG INSTRUMENTS			⊙	Voltmeter	Voltmeter	Voltmeter/Hourmeter	Voltmeter/Hourmeter
DIGITAL DISPLAY			V - Hz - h	⊙	⊙	⊙	⊙
SOCKET:			1 x 400V CEE 16A IP44	1 x 230V SCHUKO IP54	1 x 400V CEE 16A IP44	2 x 230V CEE 16A IP44	1 x 230V CEE 16A IP44
			1 x 230V SCHUKO IP54	1 x 230V CEE 16A IP44	1 x 230V SCHUKO IP54	1 x CEE 230V 32A IP44	1 x 230V CEE 32A IP44
			2 x 230V CEE 16A IP44	1 x 230V CEE 32A IP44	1 x 230V CEE 16A IP44		1 x 400V CEE 16A IP44
BATTERY CHARGER			⊙	⊙	⊙	⊙	⊙
CONNector for AMF/RSS			✓	✓	✓	✓	✓
<b>PROTECTIONS</b>							
OIL GUARD			✓	✓	✓	✓	✓
ENGINE PROTECTION UNIT			⊙	✓	✓	✓	✓
HIGH ENGINE TEMPERATURE			⊙	✓	✓	✓	✓
MAGNETO THERMAL PROTECTION			✓	✓	✓	✓	✓
BATTERY CHARGER ALTERNATOR FAILURE			⊙	✓	✓	✓	✓
LOW FUEL LEVEL			⊙	✓	✓	⊙	⊙
DIFFERENTIAL PROTECTION	DPP		✓	✓	✓	⊙	■
THERMAL PROTECTION			✓	✓	✓	✓	✓
PROTECTION 12V DC			⊙	⊙	⊙	⊙	⊙
ALTERNATOR PROTECTION	IP		23	23	23	23	23
<b>OPTIONS</b>							
AMF - AUTOMATIC MAIN FAILURE (CONN)			●	●	●	⊙	⊙
RSS - REMOTE START / STOP (CONN)			●	●	●	⊙	⊙
WHK - TRANSPORTATION KIT			●	●	●	●	●

✓ Standard; ■ Accessory (ONLY available on Ex-factory installation); ● Option (both available installed on Ex-factory and/or as Retrofit kit); ⊙ Not available

## STANDARD TERMS GLOSSARY

### **ENGINE REFERENCE STANDARD (GMS, GMN, GMR, GMP):**

The engine performance corresponds to ISO 3046, BS 5514 and DIN 6271. Ratings are based on ISO 8528. Engine speed governing in accordance with ISO 3046/IV, class A1 and ISO 8528-5 class G3

### **Stage III A emissions regulation (According to Directive 2004/26/EC)**

GMN and GMR power generators are equipped with engines complying with Stage III A Standards for offroad diesel engines (as defined in GB 20981-2014) requiring a 40% reduction in NOx compared to Stage II Standards.

### **PRP - Prime Power (According to standard ISO8528 1:2005):**

It is defined as being the maximum power which a generating set is capable of delivering continuously whilst supplying a variable electrical load when operated for an unlimited number of hours per year under the agreed operating conditions with the maintenance intervals and procedures being carried out as prescribed by the manufacturer. The permissible average power output over 24 hours of operation shall not exceed 70% of the prime power.

### **ALTERNATOR STANDARD REFERENCES:**

Alternator manufactured according to, and complies with, the most common specification such as CEI 2-3, IEC 34-1, EN 60034-1, VDE 0530, BS 4999-5000, CAN/CSA-C22.2 No14-95-No100-95.

### **ALTERNATOR INSULATION/ IMPREGNATION:**

Insulation is of class H standard. Impregnation is made with premium tropicalized epoxy resins by dipping and dripping. High voltage parts are impregnated by vacuum, so the insulation level is always very good. In the high-power models, the stator windings undergo a second insulation process. Grey protection is applied on the main and exciter stator to give enhanced protection.

### **LTP - Limited-Time running Power (According to standard ISO8528 1:2005):**

It is defined as the maximum power available, under the agreed operating conditions, for which the generating set is capable of delivering for up to 500 hours of operation per year (whose no more than 300 for continuative use) with the maintenance intervals and procedures being carried out as prescribed by the manufacturers. No overload capability is available.



# INDEX OF CONTENTS

Power Generators Families..... p.	4	GMN-22Y (technical data)..... p.	21
GMS Standard Line ..... p.	5-14	GMN-22P (technical data)..... p.	21
GMN Euro Line..... p.	15-24	GMN-30Y (technical data)..... p.	21
GMR Rental Line..... p.	25-34	GMN-50Y (technical data)..... p.	21
GMP Portable Line ..... p.	35-39	GMN-67P (technical data)..... p.	21
		GMN-95P (technical data)..... p.	22
GMS Line (presentation)..... p.	6	GMN-115P (technical data)..... p.	22
GMN Line (presentation)..... p.	16	GMN-145V (technical data)..... p.	22
GMR Line (presentation)..... p.	26	GMN-165V (technical data)..... p.	22
GMP Line (presentation)..... p.	36	GMN-200V (technical data)..... p.	22
		GMN-225V (technical data)..... p.	23
GMS Line (exploded drawing) ..... p.	7	GMN-280V (technical data)..... p.	23
GMN Line (exploded drawing) ..... p.	17	GMN-360V (technical data)..... p.	23
GMR Line (exploded drawing) ..... p.	37	GMN-405V (technical data)..... p.	23
		GMN-420V (technical data)..... p.	24
GMS Digital Control Panel ACP..... p.	8	GMN-455V (technical data)..... p.	24
GMN Digital Control Panel ACP ..... p.	18	GMN-505V (technical data)..... p.	24
GMR Digital Control Panel ACP..... p.	28	GMN-555V (technical data)..... p.	24
GMR Digital Control Panel MPP..... p.	29		
		GMR-22Y (technical data)..... p.	32
GMS Line (available options)..... p.	9-10	GMR-35Y (technical data)..... p.	32
GMN Line (available options) ..... p.	18-20	GMR-50Y (technical data)..... p.	32
GMR Line (available options) ..... p.	30-31	GMR-67P (technical data)..... p.	32
GMP Line (available options)..... p.	37	GMR-95P (technical data)..... p.	33
		GMR-115P (technical data)..... p.	33
GMS-22P (technical data)..... p.	11	GMR-165P (technical data)..... p.	33
GMS-30P (technical data)..... p.	11	GMR-180P (technical data)..... p.	33
GMS-45P (technical data)..... p.	11	GMR-210P (technical data)..... p.	34
GMS-65P (technical data)..... p.	11	GMR-225V (technical data)..... p.	34
GMS-80P (technical data)..... p.	11	GMR-280V (technical data)..... p.	34
GMS-110P (technical data)..... p.	12		
GMS-150P (technical data)..... p.	12	GMP-5000-S1 (technical data) ..... p.	38
GMS-165P (technical data)..... p.	12	GMP-5000-S3 (technical data) ..... p.	38
GMS-200P (technical data)..... p.	12	GMP-8000-S1 (technical data) ..... p.	38
GMS-220P (technical data)..... p.	12	GMP-8000-S3 (technical data) ..... p.	38
GMS-275V (technical data)..... p.	13	GMP-6000-P1 (technical data) ..... p.	38
GMS-330V (technical data)..... p.	13	GMP-6000-P3 (technical data) ..... p.	39
GMS-370V (technical data)..... p.	13	GMP-6000-P1S (technical data)..... p.	39
GMS-415V (technical data)..... p.	13	GMP-6000-P3S (technical data)..... p.	39
GMS-460V (technical data)..... p.	13	GMP-11000-P1 (technical data) ..... p.	38
GMS-510V (technical data)..... p.	14	GMP-11000-P3 (technical data) ..... p.	39
GMS-560V (technical data)..... p.	14		
GMS-600V (technical data)..... p.	14	Standard Terms Glossary..... p.	40
GMS-650V (technical data)..... p.	14		
GMS-705V (technical data)..... p.	14	Other products..... p.	42-43
GMS-705V (technical data)..... p.	4		

# LIGHTING TOWERS

The world's largest range of mobile lighting towers since 1997.



# PUMPS

Diesel engine driven dewatering pumps, dry vacuum assisted or self priming. A range from 4" to 12" available in different configurations; super silenced or open set version.



## DUST FIGHTERS

A wide range of dust suppression units suitable for different application fields as like as demolitions, mining, waste dumps, asbestos removal and much more.



## ATEX LIGHTING TOWERS

Mobile lighting towers - Anti Explosion version (certified Class II – Div. 2) with LED high efficiency floodlights. Versions available with or without integrated power generator.



DISTRIBUTOR:

**GENERAC®** | **MOBILE PRODUCTS**

**Generac Mobile Products Srl**  
Part of Generac Power Systems, Inc.  
Via Stazione, 3 bis - 27030 Villanova d'Ardenghi (PV) - Italy  
Tel +39.0382.567011 - [gmp.srl@generac.com](mailto:gmp.srl@generac.com)  
[www.towerlight.com](http://www.towerlight.com) | [www.generacmobileproducts.com](http://www.generacmobileproducts.com)